

GLYPHS

INSTRUCTIONS ON REVERSE



CRACKER, DRAMA, LION

_____, _____, _____

BLUE, COLD, CROCODILE

_____, _____, _____

SCOTCH, STONES, START

_____, _____, _____



CANADIAN, ICEBERG, CHERRY


_____, _____, _____

CARPET, BREAD, COLLAR

_____, _____, _____

TONES, TUNNEL, TRUCK

_____, _____, _____



COMBINATION, LAUGHING, PICKLE

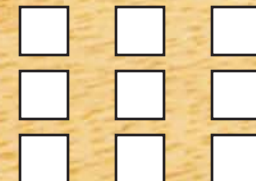
_____, _____, _____

PEPPER, CLUB, STICK

_____, _____, _____

WILL, FAITH, BETTY

_____, _____, _____



NORTHERN, HIDDEN, CLASS

_____, _____, _____

TALES, ROOM, STRANGER

MAGNETISM, WATER, SHORTENING

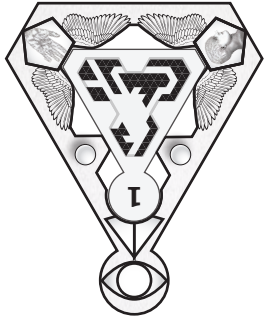
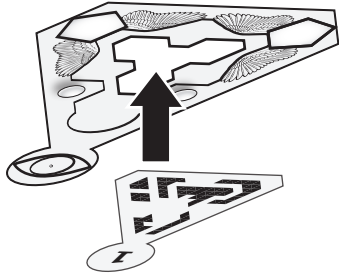
_____, _____, _____



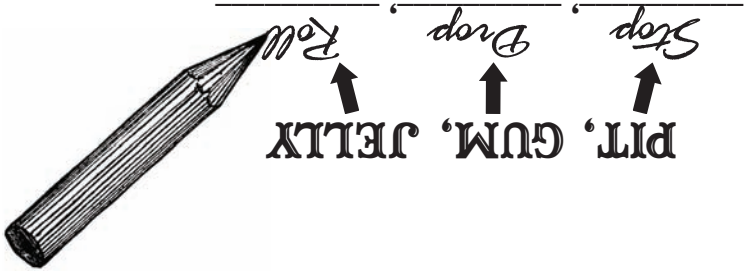
GLYPHS

INSTRUCTIONS

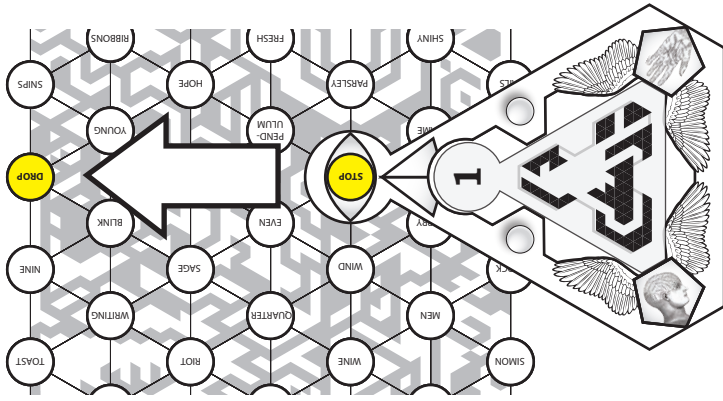
1. PLACE THE FIRST GLYPH IN THE PLANCHETTE TRAY.



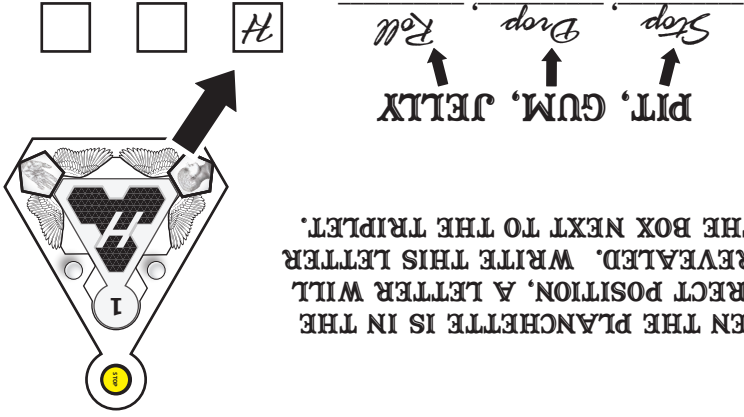
2. FOR EACH BLANK ON THE WORKSHEET, FILL IN A RELATED WORD THAT COMPLETES THE TRIPLET.



3. POSITION THE PLANCHETTE OVER THE FIRST WORD TOWARDS THE LAST WORD IN THE TRIPLET, ORIENT (IF THIS IS THE LAST WORD IN THE TRIPLET, ORIENT TOWARDS THE FIRST WORD OF THE NEXT PUZZLE.)



4. WHEN THE PLANCHETTE IS IN THE CORRECT POSITION, A LETTER WILL BE REVEALED. WRITE THIS LETTER IN THE BOX NEXT TO THE TRIPLET.



5. CONTINUE FOR EACH SET OF TRIPLETS AND EACH EACH GLYPH, UNTIL THE MESSAGE IS REVEALED.